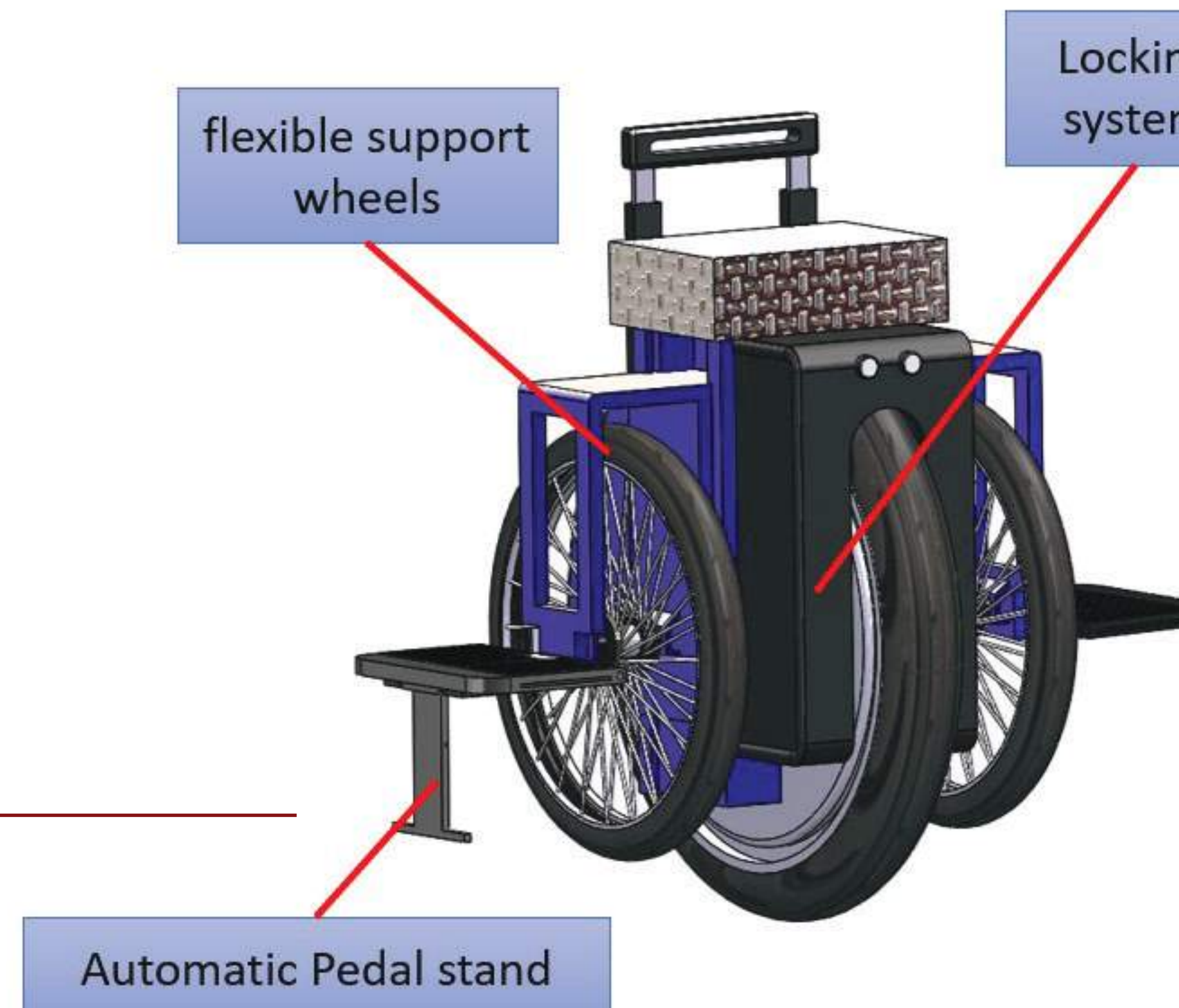
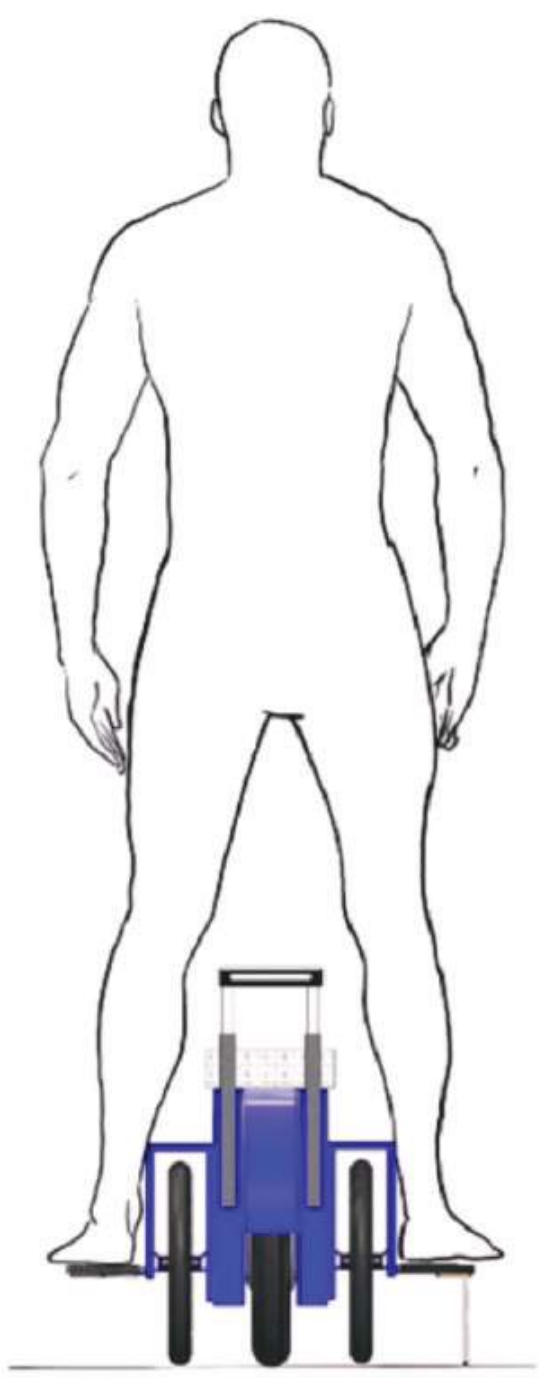


STABILIZED ELECTRIC UNICYCLE - FLEXI-UC

PATENT NO : PI 2022006552



BRIEF TECHNOLOGY

An electric unicycle is listed as one of the micromobility vehicles driven by an electric motor powered by a rechargeable battery. The angle of the user's body will trigger movement and direction. With the help of gyroscopes and accelerometers, these unicycle can maintain longitudinal stability. However, the original electric scooter still has significant problems with lateral stability, especially when starting and stopping.


The lateral stability is achieved by adding several components which also the novelty of this design:

- SPRING** To allow 2-3 points of contact between the wheels and the ground
- LOCK** To aligns the 3 wheels on the ground
- STAND** To assist user in putting both feet on the pedal while getting on.

CURRENT ISSUES

The motivation behind the production of this product is:

- Encourage drivers of private vehicles on the road switch to public transport with the help of Flexi-UC. This unicycle can help users overcome the problem of 'first mile, last mile' transportation. Therefore, congestion on the roads can be reduced and public transport is used more.
- The electric unicycle Flexi-UC electricity can also replace motorcycles for short trips in residential areas, thus reducing the emission of greenhouse gases.



USEFULNESS & APPLICATION

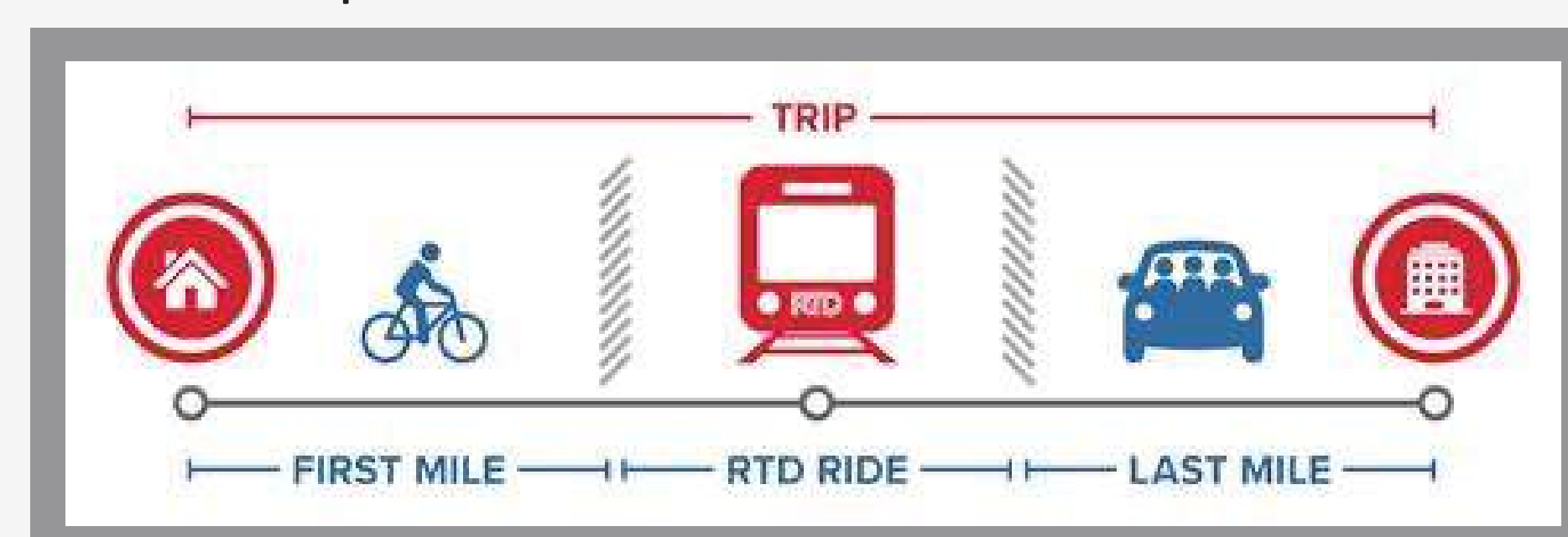


IMPACT OF THE PRODUCT

- Lateral stability is significantly improved by increasing the number of contact points between the vehicle and the ground.
- It is easier to get into the vehicle with the help of the pedal stick and locking system.
- It is easier to carry when not in use with the help of a locking system and a retractable handle.

MARKET POTENTIAL

- Employees who commute by train or bus can use this product as first mile, last mile transportation:



- Short distance travel in residential areas.
- Suitable for the use of various groups of people:
 - ✓ Age: 7-50 years old
 - ✓ Income groups: B40, M40, T20
 - ✓ User weight: Less than 120 kg

TRL : 6 - DEMONSTRATION IN REAL ENVIRONMENT



Project Leader : **Dr. Muhammad Azim Azizi**
 Team members : Dr. Sharafiz A. R., Dr. M. Amin A., Dr. M. N. Haziq N.
 Dept./Faculty : Faculty of Engineering
 Email : muhdazim@upm.edu.my
 Phone : 0136131202
 Expertise : Stress Analysis, Crashworthiness, Micromobility.



#UNSDG

www.sciencepark.upm.edu.my